



Canadian Critical Minerals Inc.

Advancing Past-Producing Bull
River Copper Mine Back to
Production

April 24, 2024

Forward Looking Statements



No stock exchange, securities commission or other regulatory authority has approved or disapproved the information contained herein. This presentation includes certain (forward looking) statements. All statements other than statements of historical fact, included in this presentation, including without limitation statements regarding potential mineralization and reserves, exploration results, and future plans and objectives of CCMI, are forward looking statements that involve various risks and uncertainties. The mineral resources estimates contained herein are only estimates and no assurance can be given that any particular level of recovery of minerals will be realized or that an identified resource will ever qualify as a commercially mineable or viable deposit which can be legally and economically exploited. In addition, the grade of mineralization ultimately mined may differ from the one indicated by drilling results and the difference may be material. The estimated resources described herein should not be interpreted as assurances of mine life or of the profitability of future operations.

There can be no assurance that foreword looking statements will prove to be accurate and actual results and future events could differ materially from those anticipated in such statements. Important factors that could cause actual results to differ materially from CCMI's expectations include, among others, risks related to international operations, the actual results of current exploration activities, conclusions of economic evaluations and changes in project parameters as plans continue to be refined as well as future prices of copper, gold, silver and cobalt, as well as those factors discussed in the section entitled "Other MD&A Requirements and Additional Disclosure and Risk Factors" in CCMI's Management's Discussion and Analysis available on www.SEDAR.com. Although CCMI has attempted to identify important factors that could cause actual results to differ materially, there may be other factors that cause results not to be as anticipated, estimated or intended. There can be no assurance that such statements will prove to be accurate as actual results and future events could differ materially from those anticipated in such statements. Accordingly, readers should not place undue reliance on forward looking statements.


Cautionary Note to Other Investors Concerning Estimates of Measured, Indicated, and Inferred Resources: Certain tables may use the terms "Measured", "Indicated" and "Inferred" Resources. United States investors are advised that while such terms are recognized and required by Canadian regulations, however, the United States Securities and Exchange Commission does not recognize them. "Inferred Mineral Resources" have a great amount of uncertainty as to their existence, and as to their economic and legal feasibility. It cannot be assumed that all or any part of an Inferred Mineral Resource will ever be upgraded to a higher category. Under Canadian rules, estimates of Inferred Mineral Resources may not form the basis of feasibility or other economic studies. United States investors are cautioned not to assume that all or any part of Measured or Indicated Mineral Resources will ever be converted into Mineral Reserves.

Company Overview



Two Advanced Copper Projects In Canada

- Copper remains in a long term secular bull market
- Demand for Copper is forecast to outstrip current global supply
- 100% interest in Bull River Mine at Cranbrook, B.C.
 - 135 million lbs. of Cu in fully developed underground mine
 - Over \$250 million spent on property by previous owners
 - Ore Purchase Agreement in place with New Afton for sale of up to 90,000 tonnes of stockpiled ore
- 34% interest in Thierry Mine at Pickle Lake, ON
 - 1.3 billion lbs of Cu in underground and surface Resource
 - PEA on underground Resource generates After Tax NPV of C\$488M @ 6% discount and IRR of 36% using market consensus for long term copper metal price of US\$ 4.05 per lb.



Copper Prices per lb. (1Yr / USD)



Source: <https://www.macrotrends.net/1476/copper-prices-historical-chart-data>

Team



Over 35 years of experience building operations



Ian Berzins ICD.D, B.Sc. – President & CEO, Director

- 35 Years Mining exp.
- Ran operations at Thompson Creek's Mt Mount Milligan Mine & San Gold's Rice lake Mine



Dwayne Vinck CPA. CA - CFO

- Over 30 years of experience in public accounting and operates own advisory firm.
- CFO of other notable energy & metal public companies

Experienced Board



John Morgan B.Sc. - Director

- President and COO of Atlantic Gold Corporation subsequently acquired for CDN\$ 723 million.
- Over 35 years of experience with increasing responsibility in managing both domestic and international mining operations



Heather Kennedy, P.Eng. - Director

- 23 years of mineral processing plant experience
- 18 years of policy, regulatory, human resources and community development
- 20 years she has contributed to numerous not-for-profit and community organizations



Aaron Matlock - Director

- Entrepreneur in operational logistics, risk and
- Owns Lucky Drilling Ltd
- Manages multi-generational agriculture business



David W. Johnston - Director

- Founder of Braveheart
- Former miner with Hudson Bay Mining
- Founded insurance company, Capital Benefits & extensive businesses in Calgary



Gestur Kristjansson MBA CPA - Director

- 30 years of experience in accounting, financial management, corporate finance and mergers and acquisitions
- Over \$400 million sourced in equity and debt financings



Chris Stewart P.Eng. - Director

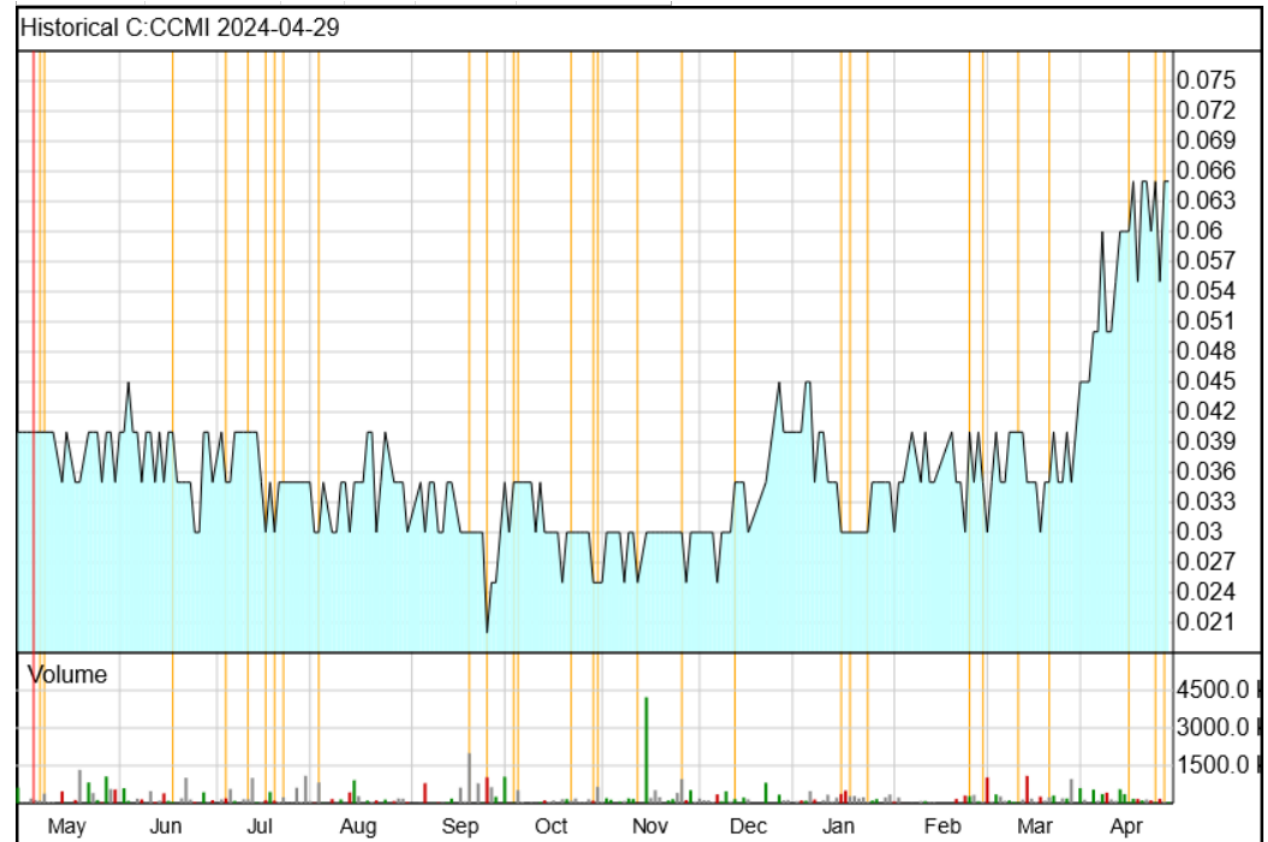
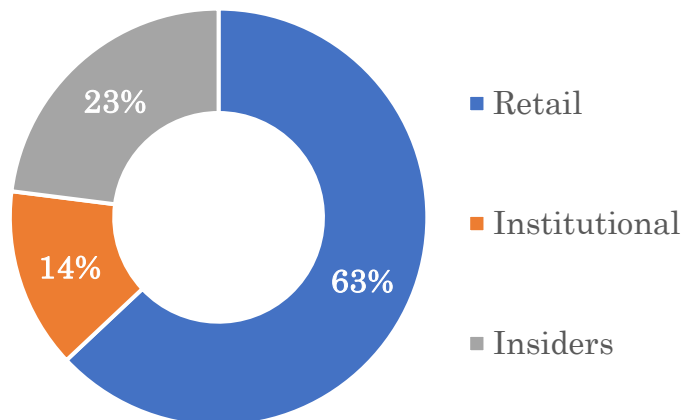
- 30 Years of management, operational and technical experience in the mining industry
- Held senior leadership roles including being the President & CEO of Minto Metals, Treasury Metals and Liberty Mines

Capital Structure



Shares Outstanding	261,686,018 (April 24, 2024)
Warrants (\$0.12)	33,866,124 (April 24, 2024)
Options (\$0.074)	23,250,000 (April 24, 2024)
Market Cap	\$17.00 M (April 24, 2024)
Share Price	\$0.065 (April 24, 2024)
Cash & Equivalent	\$0.10 M (April 24, 2024)
Long term debt	\$0.20 M (April 24, 2024)
Stock Hi-Low (52 weeks)	\$0.02 - \$0.065

Ownership



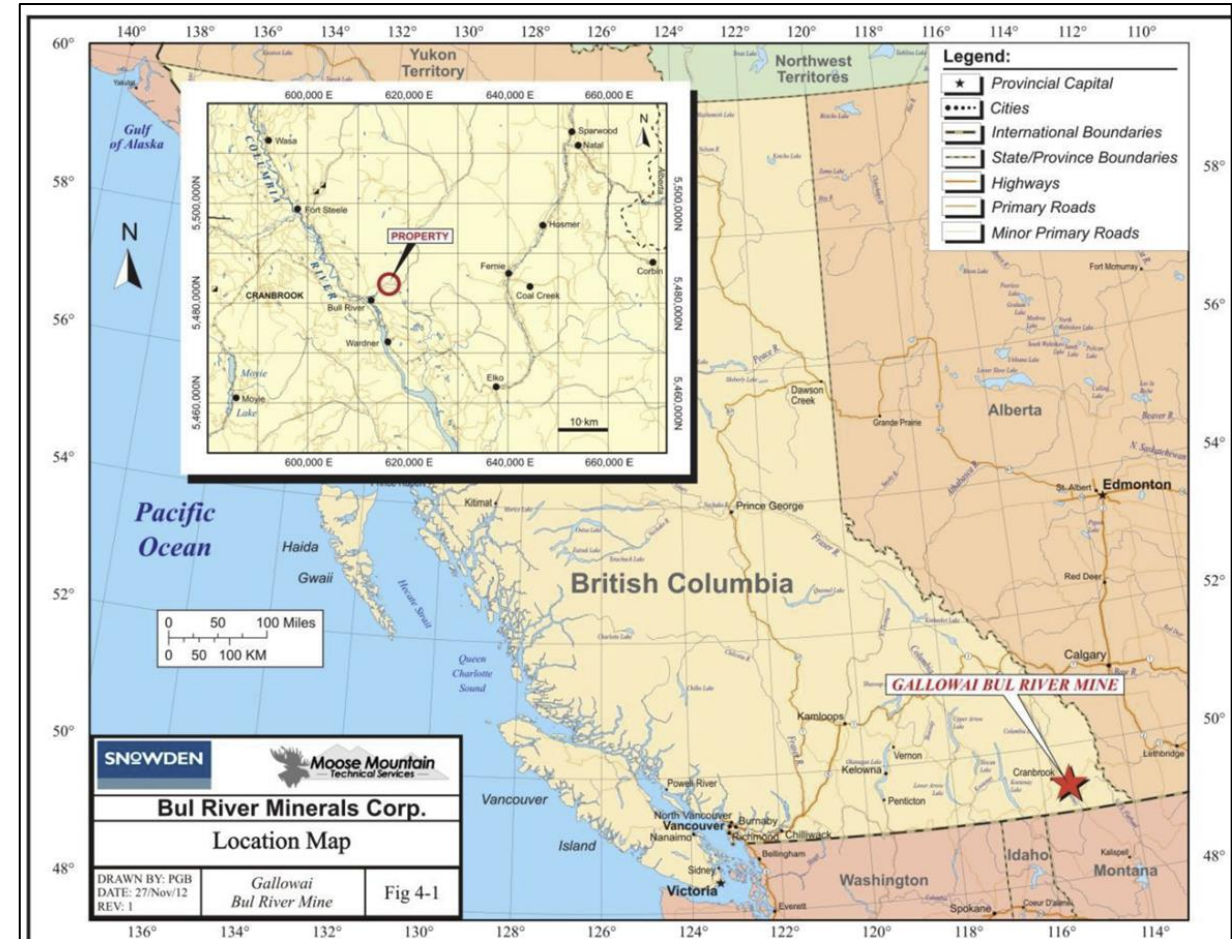

1 Year CCMI stock price 2023-04-30 to 2024-04-29

Source: Stockwatch.com

Bull River Mine – Location



- Property is currently in Care and Maintenance
- Year-round access to site by paved and all-weather roads
- Mine is connected to the BC Hydro electrical power grid
- Near existing mining communities of Cranbrook, Kimberley and Fernie



Advanced Infrastructure

Bull River Mine – Cu-Au-Ag



- 100% owned – 3% NSR capped at \$6.75M
- 700 tpd mill.
- 22,000 metres of underground workings that are dewatered & accessible to 350 metres below surface
- Large surface stockpile – Valued at over C\$30 million
- Permitting in process to restart underground operations
- Recent drill results below current workings include 2.5 metres at 2.6% Cu, 33 g/t Au and 18 g/t Ag
- Recently implemented an Ore Purchase Agreement with New Afton that provided first revenues for the company.



12 YEARS

Life of Mine

\$10-\$15 Million

Initial CAPEX

Large Tax Pool

\$150M

Bull River Mine Crushing and Screening



- Ore Purchase Agreement in place with New Afton to supply up to 90,000 tonnes of pre-concentrated copper ore from the current 180,000 tonne surface stockpile.
- Material to be delivered over a period of two years
- To date 50,000 tonnes of stockpiled material has been crushed and screened
- Coarse material (+5/8" to -3") in size to be sent to ore sorter
- Fine material (-5/8") in size to be milled at BRM



Bull River Mine Steinert Ore Sorter



- Previous test work indicates that an ore sorter can be effective in separating higher grade copper ore from lower grade material.
- Steinert KSS-100 X-ray transmissive ore sorter secured on a rental basis
- Ore sorter installed inside maintenance shop
- Final commissioning completed in March 2024
- Ore sorting has the potential for improving the economics of the Bull River Mine project and maybe integrated into the overall process design
- First 150 tonnes of sorted material from stockpile graded 3.53% Cu, 0.60 g/t Au, and 27.6 g/t Ag representing a 250%, 200% and 250% improvement in Cu, Au and Ag grades respectively.



Bull River Mine – Resource



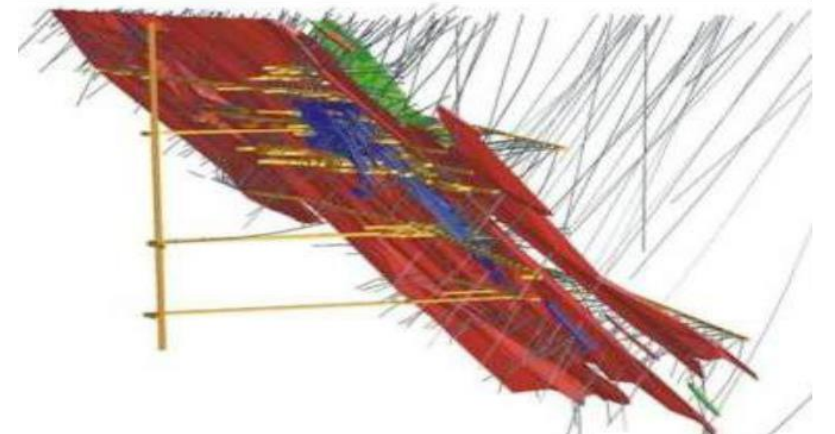

CATEGORY	TONNAGE	COPPER Equivalent (CuEq)	MINE LIFE & NOTES
Indicated Resources (43-101)	2.261 Million Tonnes @ 2.132% Cu Eq	106.27 Million lbs	12 Years Mine Life
Inferred Resources (43-101)	1.356 Million Tonnes @ 1.918% Cu Eq	57.33 Million lbs	Extra Mine life + Exploration upside
Underground workings and development size	22,000 meters of workings	N/A	7 levels of access
Past Production	450,000 tonnes @ 1.8% Cu	17,857,443 lb CuEq	
Surface Stockpile	180,000 tonnes @ 1.7% CuEq	6,146,487 lb CuEq	Valued over C\$30 million

CuEq calculations are based on a US\$1,600/oz gold price, US\$3.50/lb copper price and US\$20/oz silver price

Thierry Mine – Cu-Ni-Pd-Pt-Au-Ag



- 34% interest maintained in the project
- Significant past producer with usable underground infrastructure. U/G workings are flooded.
- Year-round access to site by paved and all-weather roads. Property is 10 kms from Pickle Lake, ON
- Electrical power grid within proximity to the mine
- 2,600 meter surface drilling program completed on K-1-1 in July 2023. Assays pending on 5 drill holes.
- Highlights for first two drill holes
 - CCM 23-51 intersected 106m at 0.539% CuEq within 248m at 0.438% CuEq from surface
 - CCM 23-52 intersected 244m at 0.382% CuEq from surface



Thierry Mine – PEA

(Underground Only)



Class	Tonnes	Cu %	Cu (lbs)	Ni %	Ag g/t	Au g/t	Pt g/t	Pd g/t
Measured	3,233,000	1.65	118 million	0.19	4.6	0.03	0.03	0.09
Indicated	5,582,000	1.66	204 million	0.19	3.8	0.05	0.05	0.14
M&I	8,815,000	1.66	322 million	0.19	4.0	0.05	0.04	0.13
Inferred	14,922,000	1.64	538 million	0.16	6.4	0.10	0.07	0.21
Open Pit	53,614,000	0.38%	449 million	0.10%	1.83	0.03	0.05	0.14
Total			<u>1,309 million</u>					

1.3 Billion	\$488 Million	36%	Large Tax Pool	14 Years
<i>Copper Pound</i>	<i>After tax-NPV</i>	<i>IRR</i>	<i>\$110M</i>	<i>Life of Mine</i>
<i>(LB)</i>	<i>@6%</i>	<i>expected on</i>		<i>At 4,000 TPD</i>
<i>Resource</i>		<i>project</i>		



Canadian Critical Minerals Inc.



Ian Berzins CEO



iberzins@canadiancriticalmineralsinc.com



403-512-8202